

MY NAME \_\_\_\_\_

# Excerpts Only



Ebenezer Finds a Reason Presents...


# WRITE BRAIN™ Rhymes & Reasons

K-12




## Writers & Readers Workbook

Establish the WHOs, WHATs, and  
WHYs of Storybook Characters Through  
Development, Discovery, and Dialogue











## Part 1: Character Development



## Character #1: Frog

**Frog's Name**



**Physical Description** Describe the frog's size, color, eyes, head, legs, feet, mouth, etc.

**What are some things that make the frog happy?** (e.g., aspects in nature, specific foods, types of music, kinds of friends, etc.)

## Character #1: Frog

**What are some things that make the frog unhappy?** (e.g., bug bites, waiting, loud noises, certain types of weather, etc.)

---

---

---

**List the frog's special STRENGTHS** (strengths can be things the character is good at DOING or positive PERSONALITY TRAITS - (e.g., playing a sport, having a talent, practicing kindness in specific ways, being hopeful or pessimistic about specific things, etc.)

---

---

---

**BONUS**

Describe how the frog feels about Ebenezer's sneezing problem.

---

---


---

---

**BONUS**

## Character Interactions

ANSWER THESE THREE QUESTIONS



What is the relationship between the frog and the hedgehog?

---

---

---

How did they meet? Where and when did their relationship begin?

---

---

---

What do they talk about when they are together?

---

---

---

## Character Interactions

Now that you've developed the relationship between the frog and the hedgehog, it's time to write a short scene in which the two characters interact!

- A scene is a small part of a story that combines characters, a setting and sometimes dialogue.
- Before you write your scene, decide where it takes place and what happens.
- In your scene, describe something that each character is thinking or feeling.
- If you want to include dialogue in your scene you can, but you don't have to!

- Now that you've developed the relationship between the frog and the hedgehog, it's time to write a short scene in which the two characters interact!
- A scene is a small part of a story that combines characters, a setting and sometimes dialogue.
  - Before you write your scene, decide where it takes place and what happens.
  - In your scene, describe something that each character is thinking or feeling.
  - If you want to include dialogue in your scene you can, but you don't have to!



## Part 2: The Story World





# Ebenezer's Underground Home

## The Five Senses



See



Hear



Smell



Touch



Taste

Describe the underground home where Ebenezer lives with his mother.  
How many rooms are there? What does Ebenezer's bedroom look like?

Use your **five senses** to describe this home. If you were there what would you...

See

Hear

Smell

Taste

Touch

## Story World Map

Use the space on the opposite page to draw a map of the town where Ebenezer and his friends and family lives. Give the town a name! You can make up any name you want. You may even want to name the town after your favorite place.

**Include the following places in your map (and add your own!)**

There are no wrong answers, but you can read the story closely for clues about where some of these places might be.

### Places To Include In Your Map

- A.** Ebenezer's Underground Home
- B.** The Owl's Tree Home
- C.** The Mole's Underground Home
- D.** Ebenezer's School
- E.** The Raccoon's Full Moon Ritual Spot
- F.** Main Road

**BONUS:** Underground Passageways



## Words to Know

**Use a Dictionary:** If you don't know the meaning of these words, can you guess what they mean in the context of the story? If not, look them up!

**SHREW**

**REMEDY**

**DISMAY**

**MYSTICAL**

**OINTMENT**

**POTION**

Achoo!!



### Contact Us

WRITE BRAIN WORLD  
EduProgram@WriteBrainWorld.com  
[www.WriteBrainWorld.com](http://www.WriteBrainWorld.com)  
855-WB-WORLD  
(855.929.6753)