

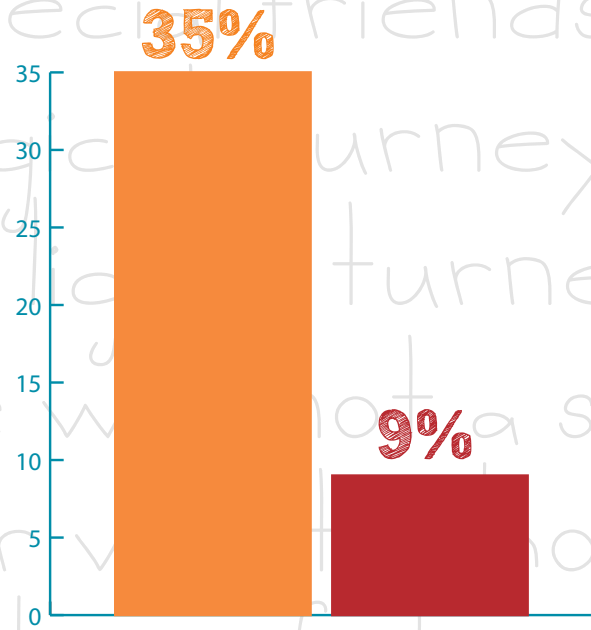
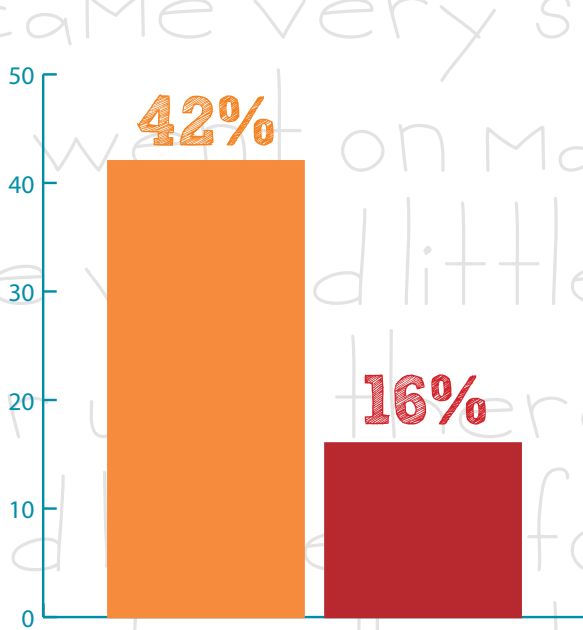
WRiTE BRAiN RESULTS

Data is reflective of only those students "who had access to WRiTE BRAiN in grades 7-12. implementation over 2023 - 2024 school year".

All Students

42% of All Students Who Participated Fully Scored Level 4 ELPAC - Proficient Level Compared To 16% Who Did Not Participate

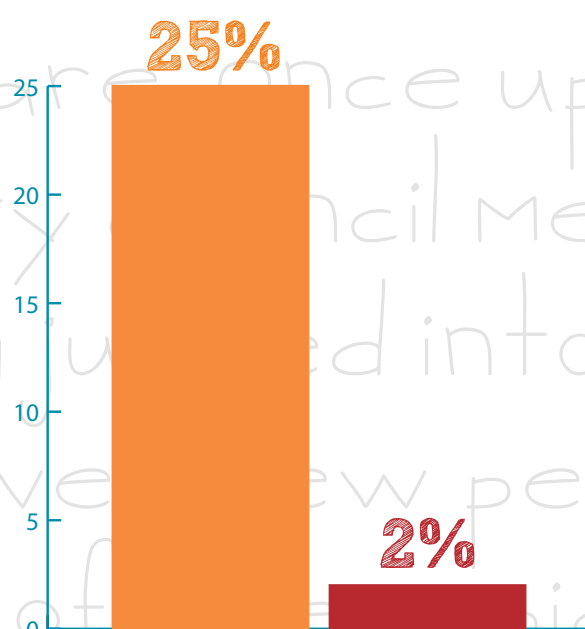
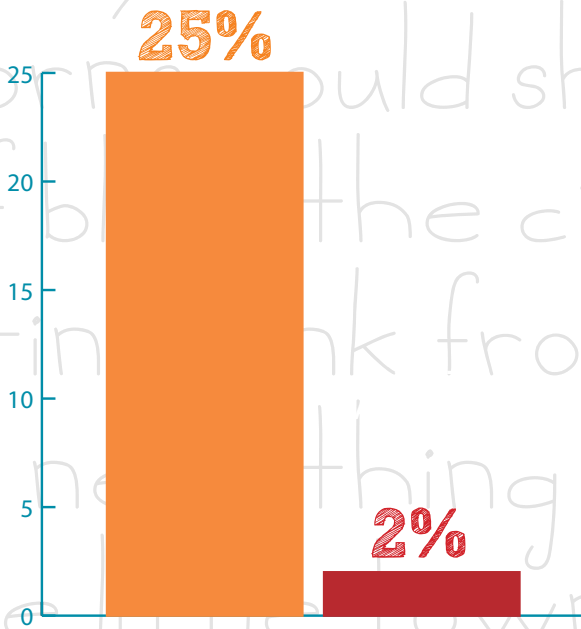
35% Met All Reclassification Criteria And Were Reclassified Compared To 9% Who Did Not Participate



immigrant Students

25% of immigrant Students Who Participated Fully Scored Level 4 ELPAC - Proficient Level Compared To 2% Who Did Not Participate

25% Met All Reclassification Criteria And Were Reclassified Compared To 2% Who Did Not Participate

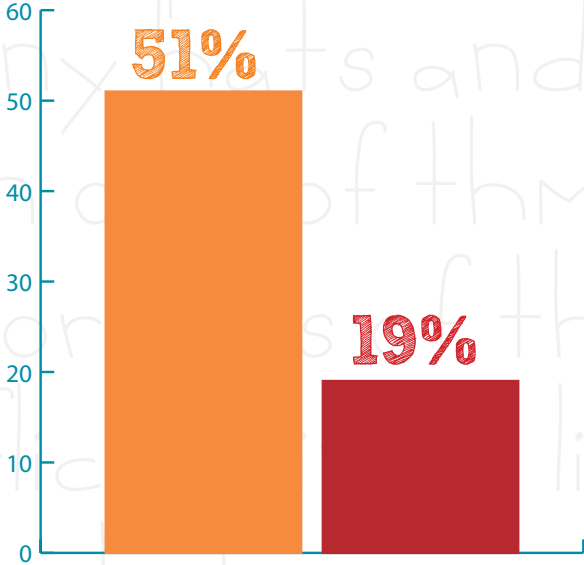


PROGRAM DATA

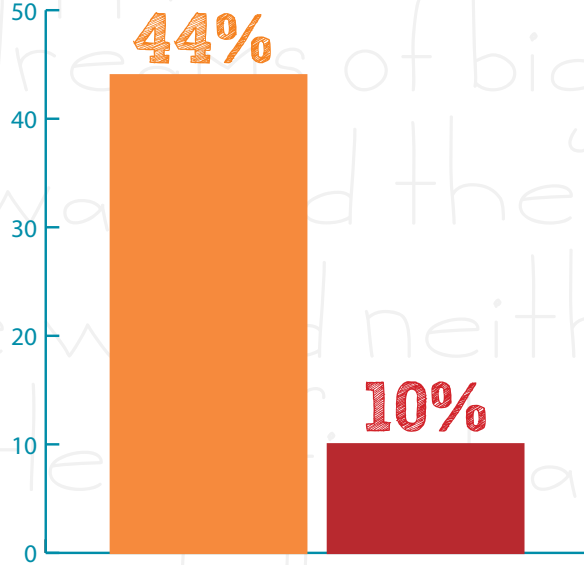
PORTERVILLE UNIFIED SCHOOL DISTRICT, CA

LTEL Students

51% Of LTEL Students Who Participated Fully Scored Level 4 ELPAC - Proficient Level Compared To 19% Who Did Not Participate

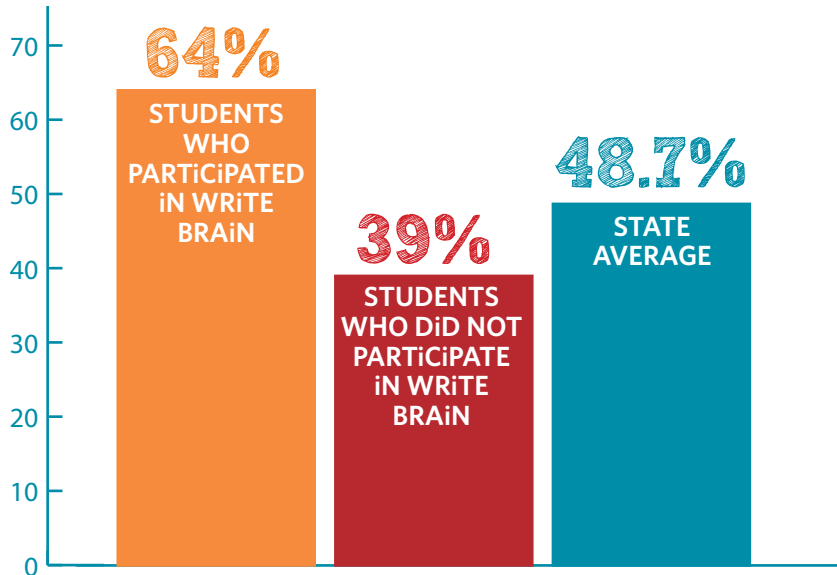


44% Met All Reclassification Criteria And Were Reclassified Compared To 10% Who Did Not Participate



All Students Who Participated Fully

64% Of ALL students who participated fully grew one or more ELPi levels on Summative ELPAC Compared with 39% who grew one or more ELPi levels and did not participate fully.



Most Districts Are Pleased if They Can Approach 48.7% Which is The State Average.